
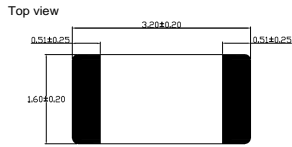


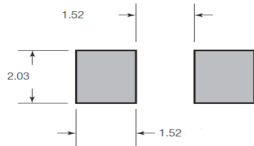
122 Chip Fuse



Dimensions (unit: mm)



Recommended land pattern



Main Characteristics

Chip fuse; Time-Lag(T)

Standard

UL 248-14

Materials

Substrate: Ceramic

Termination: Silver over-plated with nickel and Tin

Operating Temperature

-55°C to +150°C

Storage Conditions

+10°C to +60°C

Relative humidity: ≤75% yearly average
Without dew, maximum 30 days at 95%

Vibration Resistance

24 cycles at 15 min. each (60068-6)

10-60Hz at 0.75mm amplitude

60-2000Hz at 10g acceleration

Soldering Parameters

260°C. ≤10 sec (Wave Soldering)

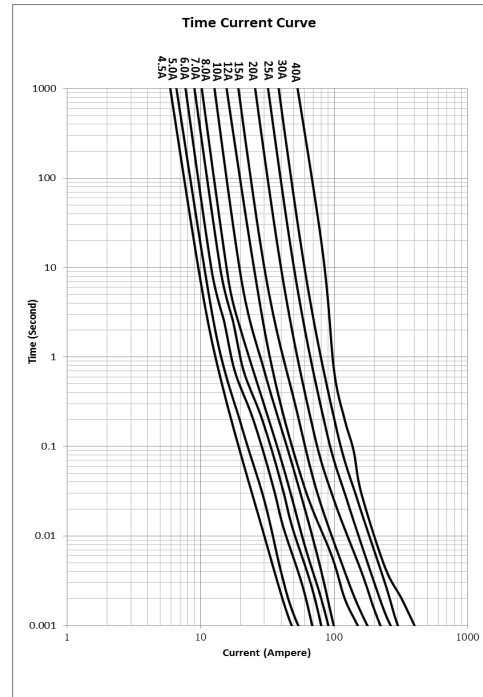
300°C. ≤2 sec (Hand Soldering)

Soldering Peak:

260°C. 10 sec.

280°C. 5 sec. (IEC 60068-20)

Average Time Current (I-T Curves)



Time vs Current Characteristics:UL248-14					
Rated Current	100%	250%	300%	350%	1000%
4.5A~5A	>4h	<5s	0.1s~3s	-	0.2ms~20ms
6A~40A	>4h	-	-	<5s	0.2ms~20ms



Electrical Characteristics at 25°C								
Amp Code	Rated Current	Rated Voltage	Typical Voltage Drop (mV)	Breaking Capacity	Typical Melting I²T (A²s)	Typical Cold Resistance (mΩ)	Alpha Mark	Approvals
								cURus
1450	4.50A	32V DC 63V DC 72V DC	163	50A @ 32V DC 50A @ 63V DC 50A @ 72V DC	2.68	26.5	X	•
1500	5.00A		143		4.11	21.5	T	•
1600	6.00A		139		12.8	14.25	F	•
1700	7.00A		128		14.5	10.4	7	•
1800	8.00A	32V DC 48V DC	121	150A @ 48V DC 150A @ 32V DC	16.9	7.15	V	•
2100	10.00A		108		22.8	5.1	U	•
2120	12.00A		78		40.6	4.2	W	•
2150	15.00A		83		45.8	3.4	Y	•
2200	20.00A		78		51.2	2.25	Q	•
2250	25.00A	32V DC 36V DC	91	200A @ 32V DC 200A @ 36V DC	59.3	1.545	L	•
2300	30.00A		91		96.2	1.31	Z	•
2400	40.00A		96		240	0.85	XL	•

- Note:** (1) DC interrupting rating (measured at rated voltage, time constant of less than 50 microseconds, battery source)
 (2) DC cold Resistance are measured at <10% of rated current in ambient temperature of 25°C
 (3) Typical Pre-arcing I²t are measured at 10In Current

Ordering Information

Series	Amp Code	Supplementary Code	Qty
122			