


# 121 Chip Fuse



## Main Characteristics

Chip fuse; Fast-Acting(F)

## Standard

UL248-14

## Materials

Substrate: Ceramic  
Termination: Silver over-plated with nickel and Tin

## Operating Temperature

-55°C to +150°C

## Storage Conditions

+10°C to +60°C  
Relative humidity: ≤75% yearly average  
Without dew, maximum 30 days at 95%

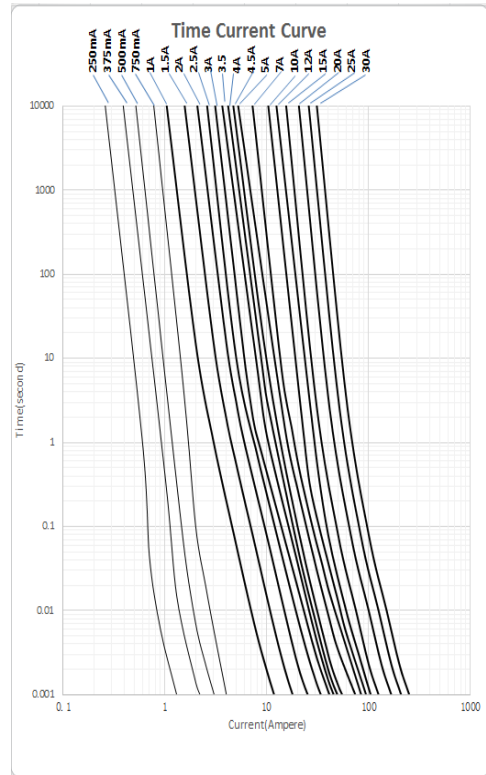
## Vibration Resistance

24 cycles at 15 min. each (60068-6)  
10-60Hz at 0.75mm amplitude  
60-2000Hz at 10g acceleration

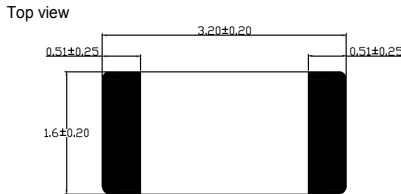
## Soldering Parameters

260°C. ≤ 10 sec (Wave Soldering)  
350°C. ≤ 3 sec (Hand Soldering)  
Soldering Peak:  
260°C. 10 sec.  
280°C. 5 sec. (IEC 60068-20)

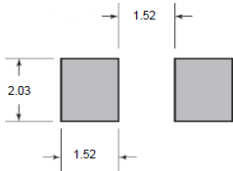
Average Time Current(I-T Curve)



Dimensions (unit: mm)



Recommended land pattern



### Time vs Current Characteristics: UL248-14

Rated current	100%	250%	350%
250mA~3.5A	>4h	<5s	/
4A~30A	>4h	/	<5s



### Electrical Characteristics at 25°C

Amp Code	Rated Current	Rated Voltage	Typical Voltage Drop (mV)	Breaking Capacity	Typical Melting I²T (A²s)		Typical Cold Resistance (mΩ)	Alpha Mark	Approvals
					AC	DC			
0250	250mA	32V AC 63V DC	1400	50A @ 32V AC 50A @ 63V DC	0.00022	0.00043	3525	0.25	•
0375	375mA		715		0.0013	0.00085	1750	E	•
0500	500mA		645		0.0016	0.0023	975	0.5	•
0750	750mA		615		0.0039	0.0058	545	0.75	•
1100	1.00A		200		0.0135	0.0064	210	1	•
1150	1.50A		173		0.047	0.028	115	1.5	•
1200	2.00A		162		0.125	0.093	65	2	•
1250	2.50A		145		0.191	0.155	44.5	2.5	•
1300	3.00A		115		0.447	0.328	34	3	•
1350	3.50A		108		0.406	0.289	24.5	3.5	○
1400	4.00A	95	0.185	0.228	17.5	4	•		
1450	4.50A	85	0.555	0.479	15.5	4.5	•		
1500	5.00A	90	0.665	0.568	13.5	5	•		
1700	7.00A	72	2.495	3.195	7.0	7	•		
2100	10.00A	58	/	2.165	4.75	10	•		
2120	12.00A	65	/	7.109	3.7	12	•		
2150	15.00A	62	/	23.898	3.0	15	•		
2200	20.00A	55	/	47.178	1.75	20	•		
2250	25.00A	56	/	32.58	1.50	25	○		
2300	30.00A	66	/	44.18	1.185	30	○		

Note: (1) Permissible continuous operating current is 100% at ambient temperature of 23° C (73.4° F)

(2) DC cold resistance are measured at <10% of rated current in ambient temperature of 25°C.

(3) Typical pre-arcing I2t are measured at 10In current; ○ Certification in progress.

## Ordering Information

Series	Amp Code	Supplementary Code	Qty
121			